

Led canopies

Suitable exclusively for: **Kanji, Ito, Obo, Eiko** (except articles 01-1984/85/86) **Tycon, Lolli** (except articles 01-1497/98, 01-1524/25) products. Accessorii adecvate exclusiv pentru produsele: **Kanji, Ito, Obo, Eiko** (cu excepția articolelor 01-1984/85/86) **Tycon, Lolli** (cu excepția articolelor 01-1497/98, 01-1524/25).

Accessori compatibili esclusivamente con i prodotti delle seguenti famiglie: **Kanji, Ito, Obo, Eiko** (con eccezione degli articoli 01-1984/85/86), **Tycon e Lolli** (con eccezione degli articoli 01-1497/98, 01-1524/25).

Round canopy 1 light

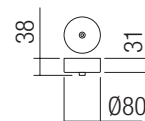
CE

art.	Finish	
CSL1RD80WH	Sand White	
CSL1RD80CF	Sand Coffee	
CSL1RD80BK	Sand Black	

Round metal canopies painted in sand white, sand coffee or sand black for installation of a single suspension. Maximum diameter of cable access hole 4,5 mm.

Baze rotunde din metal vopsit alb mat, maro mat sau negru mat pentru montajul unei suspensii. Diametrul maxim al găurii de ieșire a cablului 4,5 mm.

Rosoni circolari in metallo verniciato bianco opaco, caffee opaco o nero opaco per montaggio di una singola sospensione. Diametro massimo del foro di uscita del cavo elettrico 4,5 mm.



Round canopy 1 light

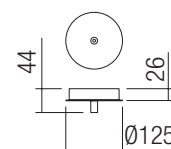
CE

art.	Finish	
CSL1RD125WH	Sand White	
CSL1RD125CF	Sand Coffee	
CSL1RD125BK	Sand Black	

Round metal canopies painted in sand white, sand coffee or sand black for installation of a single suspension. Maximum diameter of cable access hole 4,5 mm.

Baze rotunde din metal vopsit alb mat, maro mat sau negru mat pentru montajul unei suspensii. Diametrul maxim al găurii de ieșire a cablului 4,5 mm.

Rosoni circolari in metallo verniciato bianco opaco, caffee opaco o nero opaco per montaggio di una singola sospensione. Diametro massimo del foro di uscita del cavo elettrico 4,5 mm.



Round canopy 3 lights

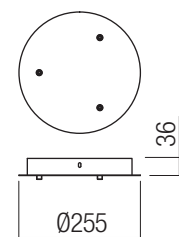
CE

art.	Finish	
CSL3RD255WH	Sand White	
CSL3RD255CF	Sand Coffee	
CSL3RD255BK	Sand Black	

Round metal canopies painted in sand white, sand coffee or sand black for installation of 3 suspensions. Maximum diameter of cable access hole 5 mm.

Baze rotunde din metal vopsit alb mat, maro mat sau negru mat pentru montajul a 3 suspensii. Diametrul maxim al găurii de ieșire a cablului 5 mm.

Rosoni circolari in metallo verniciato bianco opaco, caffee opaco o nero opaco per montaggio di 3 sospensioni. Diametro massimo del foro di uscita del cavo elettrico 5 mm.



Round canopy 5 lights

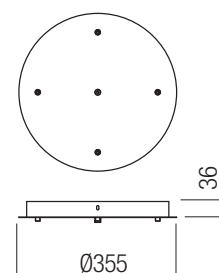
CE

art.	Finish	
CSL5RD355WH	Sand White	
CSL5RD355CF	Sand Coffee	
CSL5RD355BK	Sand Black	

Round metal canopies painted in sand white, sand coffee or sand black for installation of 5 suspensions. Maximum diameter of cable access hole 5 mm.

Baze rotunde din metal vopsit alb mat, maro mat sau negru mat pentru montajul a 5 suspensii. Diametrul maxim al găurii de ieșire a cablului 5 mm.

Rosoni circolari in metallo verniciato bianco opaco, caffee opaco o nero opaco per montaggio di 5 sospensioni. Diametro massimo del foro di uscita del cavo elettrico 5 mm.



Led canopies

Suitable exclusively for: **Kanji, Ito, Obo, Eiko** (except articles 01-1984/85/86) **Tycon, Lolli** (except articles 01-1497/98, 01-1524/25) products. Accesorii adecvate exclusiv pentru produsele: **Kanji, Ito, Obo, Eiko** (cu excepția articolelor 01-1984/85/86) **Tycon, Lolli** (cu excepția articolelor 01-1497/98, 01-1524/25).

Accessori compatibili esclusivamente con i prodotti delle seguenti famiglie: **Kanji, Ito, Obo, Eiko** (con eccezione degli articoli 01-1984/85/86), **Tycon e Lolli** (con eccezione degli articoli 01-1497/98, 01-1524/25).

Round canopy 10 lights

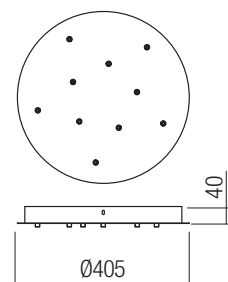
CE

art.	Finish
CSL10RD405WH	Sand White 
CSL10RD405CF	Sand Coffee 
CSL10RD405BK	Sand Black 

Round metal canopies painted in sand white, sand coffee or sand black for installation of 10 suspensions. Maximum diameter of cable access hole 5 mm.


Baze rotunde din metal vopsit alb mat, maro mat sau negru mat pentru montajul a 10 suspensii. Diametrul maxim al găurii de ieșire a cablului 5 mm.

Rosoni circolari in metallo verniciato bianco opaco, caffee opaco o nero opaco per montaggio di 10 sospensioni. Diametro massimo del foro di uscita del cavo elettrico 5 mm.



Round canopy 15 lights

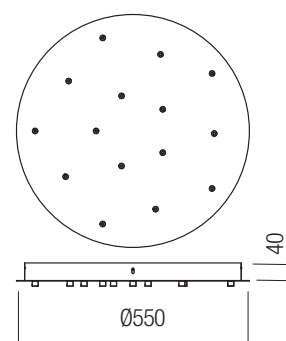
CE

art.	Finish
CSL15RD550WH	Sand White 
CSL15RD550CF	Sand Coffee 
CSL15RD550BK	Sand Black 

Round metal canopies painted in sand white, sand coffee or sand black for installation of 15 suspensions. Maximum diameter of cable access hole 5 mm.



Baze rotunde din metal vopsit alb mat, maro mat sau negru mat pentru montajul a 15 suspensii. Diametrul maxim al găurii de ieșire a cablului 5 mm.

Rosoni circolari in metallo verniciato bianco opaco, caffee opaco o nero opaco per montaggio di 15 sospensioni. Diametro massimo del foro di uscita del cavo elettrico 5 mm.



Rectangular canopy 8 lights

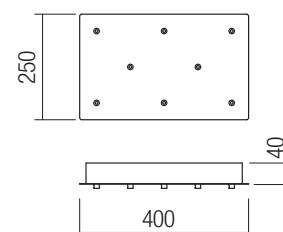
CE

art.	Finish
CSL8SQ400WH	Sand White 
CSL8SQ400CF	Sand Coffee 
CSL8SQ400BK	Sand Black 

Rectangular metal canopies painted in sand white, sand coffee or sand black for installation of 8 suspensions. Maximum diameter of cable access hole 5 mm.


Baze rectangulare din metal vopsit alb mat, maro mat sau negru mat pentru montajul a 8 suspensii. Diametrul maxim al găurii de ieșire a cablului 5 mm.

Rosoni rettangolari in metallo verniciato bianco opaco, caffee opaco o nero opaco per montaggio di 8 sospensioni. Diametro massimo del foro di uscita del cavo elettrico 5 mm.



Rectangular canopy 14 lights

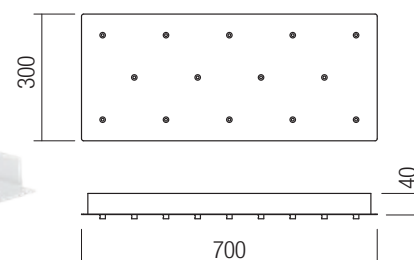
CE

art.	Finish
CSL14SQ700WH	Sand White 
CSL14SQ700CF	Sand Coffee 
CSL14SQ700BK	Sand Black 

Rectangular metal canopies painted in sand white, sand coffee or sand black for installation of 14 suspensions. Maximum diameter of cable access hole 5 mm.

Baze rectangulare din metal vopsit alb mat, maro mat sau negru mat pentru montajul a 14 suspensii. Diametrul maxim al găurii de ieșire a cablului 5 mm.

Rosoni rettangolari in metallo verniciato bianco opaco, caffee opaco o nero opaco per montaggio di 14 sospensioni. Diametro massimo del foro di uscita del cavo elettrico 5 mm.



Led canopies

Suitable exclusively for: **Kanji, Ito, Obo, Eiko** (except articles 01-1984/85/86) **Tycon, Lolli** (except articles 01-1497/98, 01-1524/25) products.
 Accesorii adecvate exclusiv pentru produsele: **Kanji, Ito, Obo, Eiko** (cu excepția articolelor 01-1984/85/86) **Tycon, Lolli** (cu excepția articolelor 01-1497/98, 01-1524/25).

Accessori compatibili esclusivamente con i prodotti delle seguenti famiglie: **Kanji, Ito, Obo, Eiko** (con eccezione degli articoli 01-1984/85/86), **Tycon e Lolli** (con eccezione degli articoli 01-1497/98, 01-1524/25).

Linear canopy 3 lights

CE

art.	Finish	
CSL3LN600WH	Sand White	
CSL3LN600CF	Sand Coffee	
CSL3LN600BK	Sand Black	

Linear metal canopies painted in sand white, sand coffee or sand black for installation of 3 suspensions.

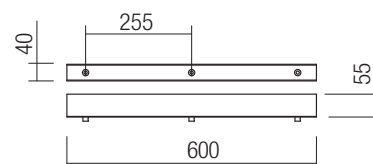
Maximum diameter of cable access hole 5 mm.

Baze liniare din metal vopsit alb mat, maro mat sau negru mat pentru montajul a 3 suspensii.

Diametrul maxim al găurii de ieșire a cablului 5 mm.

Rosoni lineari in metallo verniciato bianco opaco, caffee opaco o nero opaco per montaggio di 3 sospensioni.

Diametro massimo del foro di uscita del cavo elettrico 5 mm.



Linear canopy 5 lights

CE

art.	Finish	
CSL5LN900WH	Sand White	
CSL5LN900CF	Sand Coffee	
CSL5LN900BK	Sand Black	

Linear metal canopies painted in sand white, sand coffee or sand black for installation of 5 suspensions.

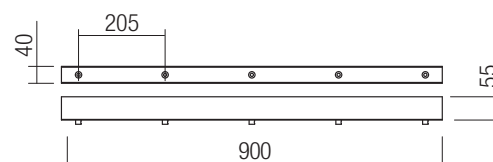
Maximum diameter of cable access hole 5 mm.

Baze liniare din metal vopsit alb mat, maro mat sau negru mat pentru montajul a 5 suspensii.

Diametrul maxim al găurii de ieșire a cablului 5 mm.

Rosoni lineari in metallo verniciato bianco opaco, caffee opaco o nero opaco per montaggio di 5 sospensioni.

Diametro massimo del foro di uscita del cavo elettrico 5 mm.



Linear canopy 7 lights

CE

art.	Finish	
CSL7LN1300WH	Sand White	
CSL7LN1300CF	Sand Coffee	
CSL7LN1300BK	Sand Black	

Linear metal canopies painted in sand white, sand coffee or sand black for installation of 7 suspensions.

Maximum diameter of cable access hole 5 mm.

Baze liniare din metal vopsit alb mat, maro mat sau negru mat pentru montajul a 7 suspensii.

Diametrul maxim al găurii de ieșire a cablului 5 mm.

Rosoni lineari in metallo verniciato bianco opaco, caffee opaco o nero opaco per montaggio di 7 sospensioni.

Diametro massimo del foro di uscita del cavo elettrico 5 mm.

